

What I will learn in Art in Year Two

Making

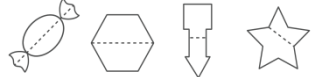
Ideas- exploring & experimenting with

Colour Families

PRIMARY	<input type="checkbox"/>	<input type="checkbox"/>	<input type="checkbox"/>	WARM	<input type="checkbox"/>	<input type="checkbox"/>	<input type="checkbox"/>
SECONDARY	<input type="checkbox"/>	<input type="checkbox"/>	<input type="checkbox"/>	COOL	<input type="checkbox"/>	<input type="checkbox"/>	<input type="checkbox"/>

Symmetry

Tell whether the dotted lines on each shape represent line of symmetry or not. Write 'YES' or 'NO'.



Draw a line of symmetry on each shape.




Draw the other half of each symmetric shape.



Sorting Shapes That Tessellate

Which shapes will tessellate?



Shape

LINE

(línea)

BROKEN (quebrado)

WAVY/CURLY (ondulado)

VERTICAL (vertical)

STRAIGHT (derecha)

VARIED (variadas)

THICK (grosso)

THIN (delgado)

DOTTED (línea de puntos)

ZIG-ZAG

JAGGED (zig-zag)

DIAGONAL (diagonal)

TAPERED (termina en punta conica)

LONG (largo)

SHORT (corta)

CURVED (curva)

HORIZONTAL (horizontal)

VERTICAL (vertical)

PERPENDICULAR (perpendicular)

PARALLEL (paralelas)

SPIRAL (espiral)

Texture

Definition: The quality of a surface, often corresponding to its tactile character, or how it feels to touch. Texture may be created explicitly in art, but it can also be implied through the use of line, shading and colour variants.

CREATING TEXTURE

Create a drawing of the type of texture listed below each box any way you like.

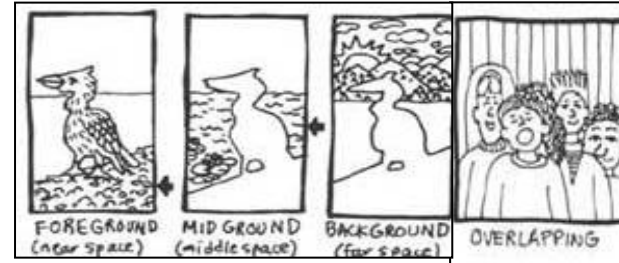
<input type="checkbox"/>	<input type="checkbox"/>	<input type="checkbox"/>	<input type="checkbox"/>
Soft	Hard	Rough	Smooth
<input type="checkbox"/>	<input type="checkbox"/>	<input type="checkbox"/>	<input type="checkbox"/>
Wrinkly	Jagged	Bumpy	Woven

DIFFERENT TEXTURES

Write one word to describe the texture in each photo shown below.



S
p
a
c
e



Responding

I will learn the reasons why people make art

I will be able to show others my responses to artworks I view and make by identifying how the elements of shape, line, colour, space and texture are used in these artworks.

Skills - experimentation with

- shape (familiar shapes; simple 2D shapes, geometric shapes symmetrical shapes; tessellating shapes)
- colour (primary colours, secondary colours + mixing to make secondary colours, warm, cool colours)
- line (curved, straight, wavy, zigzag, broken, jagged, dashed horizontal, vertical, diagonal, spiral; lines that show motion)

- space (background, foreground; overlapping to show depth; horizon line)
- texture (familiar objects, changes in texture, transfer of texture, different man-made and natural materials)

Me

Production

- I can present and display original artworks, using artistic elements and techniques to communicate ideas and messages to an audience

--

Name - _____ Room - _____